

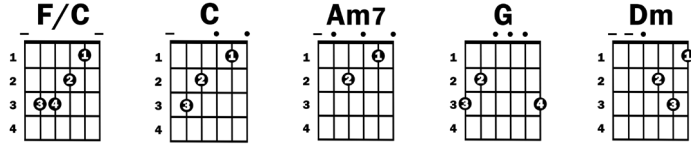
# A Thousand Years

Christina Perri

## Sway Pattern

1	&	2	&	3	&
↓		↓	↑	↓	↑

## Chords



## Verse 1:

**F/C<sup>4</sup>** **C<sup>4</sup>**  
Heart beats fast, colors and promises  
**Am7<sup>2</sup>** **G<sup>2</sup>**  
How to be brave, how can I love when I'm  
**F/C<sup>4</sup>** **C<sup>4</sup>**  
Afraid to fall, but watching you stand alone  
**Am7<sup>2</sup>** **G<sup>2</sup>** **Dm<sup>4</sup>**  
All of my doubt suddenly goes away somehow  
**Am7<sup>2</sup>** **G<sup>2</sup>**  
One step clo - ser

## Chorus 1:

**C<sup>4</sup>**  
I have died every day waiting for you  
**Am7<sup>3</sup>** **G<sup>1</sup>**  
Darling don't be afraid I have loved you  
**F/C<sup>4</sup>** **G<sup>4</sup>**  
For a thousand years, I'll love you for a thousand more

## Verse 2:

**F/C<sup>4</sup>** **C<sup>4</sup>**  
Time stands still, beauty in all she is  
**Am7<sup>2</sup>** **G<sup>2</sup>**  
I will be brave, I will not let anything  
**F/C<sup>4</sup>** **C<sup>4</sup>**  
Take away, what's standing in front of me  
**Am7<sup>2</sup>** **G<sup>2</sup>** **Dm<sup>4</sup>**  
Every breath, every hour has come to this  
**Am7<sup>2</sup>** **G<sup>2</sup>**  
One step clo - ser

## Repeat Chorus:

## Chorus 2:

**C<sup>4</sup>**

*The blue superscript next to each chord represents the number of measures (or strum patterns) that chord will last.*

And all along I believed I would find you

**Am7<sup>3</sup>**

**G<sup>1</sup>**

Time has brought your heart to me, I have loved you

**F/C<sup>4</sup>**

**G<sup>4</sup>**

For a thousand years, I'll love you for a thousand more

**Instrumental:**

**C<sup>4</sup> Am7<sup>3</sup> G<sup>1</sup> F/C<sup>4</sup> G<sup>4</sup>**

**Pre-Chorus:**

**Dm<sup>4</sup>**

**Am7<sup>2</sup> G<sup>4</sup>**

One step clo - ser

**Dm<sup>4</sup>**

**Am7<sup>2</sup> G<sup>4</sup>**

One step clo - ser

**Repeat Chorus 1:**

**Repeat Chorus 2:**



**Chorus:**

**C<sup>2</sup>**                      **Am7<sup>2</sup>**  
Cause all of me, loves all of you  
**Dm<sup>2</sup>**  
Love your curves and all your edges  
**F/C<sup>1</sup>**                      **G<sup>1</sup>**  
All your perfect imperfections  
**C<sup>2</sup>**                                      **Am7<sup>2</sup>**  
Give your all to me, I'll give my all to you  
**Dm<sup>2</sup>**  
You're my end and my beginning  
**F/C<sup>1</sup>**                      **G<sup>1</sup>**  
Even when I lose I'm winning  
**Am7<sup>1</sup>** **F/C<sup>1</sup>**    **C<sup>1</sup>** **G<sup>1</sup>**  
Cause I give you all, all of me  
**Am7<sup>1</sup>** **F/C<sup>1</sup>**    **C<sup>1</sup>** **G<sup>1</sup>**  
And you give me all, all of you, oh

**Verse 2:**

**Am7<sup>1</sup>**                      **F/C<sup>1</sup>**                                      **C<sup>1</sup>**  
How many times do I have to tell you  
**G<sup>1</sup>**                                      **Am7<sup>1</sup>**  
Even when you're crying you're beautiful too  
**F/C<sup>1</sup>**                      **C<sup>1</sup>**                                      **G<sup>1</sup>**                                      **Am7<sup>1</sup>**  
The world is beating you down, I'm around through every mood  
**F/C<sup>1</sup>**                                      **C<sup>1</sup>**  
You're my downfall, you're my muse  
**G<sup>1</sup>**    **Am7<sup>1</sup>**  
My worst distraction, my rhythm and blues  
**F/C<sup>1</sup>**                      **C<sup>1</sup>**                      **G<sup>1</sup>**                                      **Dm<sup>1</sup>**  
I can't stop singing, it's ringing, in my head for you

**Repeat Pre-Chorus:**

**Repeat Chorus:**

**Pre-Chorus B:**

**Dm<sup>2</sup>**                      **C<sup>1</sup>**                                      **G<sup>1</sup>**                                      **Dm<sup>2</sup>**  
Cards on the table, we're both showing hearts  
**C<sup>1</sup>**                                      **G<sup>1</sup>**  
Risking it all, though it's hard

**Repeat Chorus:**

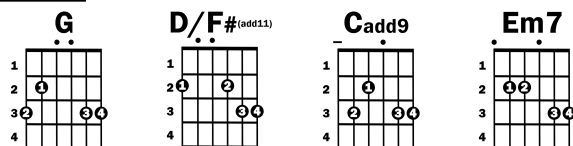
# Beautiful In White

Shane Filan

## Driving Pattern

1	&	2	&	3	&	4	&
↓		↓		↓		↓	↑

## Chords



## Verse 1:

**G<sup>1</sup>**                    **D/F#<sup>1</sup>**                    **Em7<sup>1</sup>**                    **G<sup>1</sup>**  
Not sure if you know this,                    but when we first met  
**Cadd9<sup>1</sup>**                    **G<sup>1</sup>**                    **Cadd9<sup>1</sup>**                    **D/F#<sup>1</sup>**  
I got so nervous                    I couldn't speak  
**G<sup>1</sup>**                    **D/F#<sup>1</sup>**                    **Em7<sup>1</sup>**                    **G<sup>1</sup>**  
In that very moment,                    I've found the one and  
**Cadd9<sup>1</sup>**                    **G<sup>1</sup>**                    **Cadd9<sup>1</sup>**                    **D/F#<sup>2</sup>**  
My life had found its                    missing piece

## Chorus:

**G<sup>1</sup>**                    **D/F#<sup>1</sup>**                    **Em7<sup>1</sup>**                    **D/F#<sup>1</sup>**  
So as long as I live I'll love you,                    will have and hold you  
**Cadd9<sup>1</sup>**                    **G<sup>1</sup>**                    **D/F#<sup>2</sup>**  
You look so beautiful in white  
**G<sup>1</sup>**                    **D/F#<sup>1</sup>**                    **Em7<sup>1</sup>**                    **D/F#<sup>1</sup>**  
And from now to my very last breath,                    this day I'll cherish  
**Cadd9<sup>1</sup>**                    **G<sup>1</sup>**                    **D/F#<sup>2</sup>**                    **G<sup>1</sup>**                    **D/F#<sup>1</sup>**                    **Em7<sup>1</sup>**                    **Cadd9<sup>1</sup>**  
You look so beautiful in white, tonight

## Verse 2:

**G<sup>1</sup>**                    **D/F#<sup>1</sup>**                    **Em7<sup>1</sup>**                    **G<sup>1</sup>**  
What we have is timeless,                    my love is endless  
**Cadd9<sup>1</sup>**                    **G<sup>1</sup>**                    **Cadd9<sup>1</sup>**                    **D/F#<sup>1</sup>**  
And with this ring I,                    say to the world  
**G<sup>1</sup>**                    **D/F#<sup>1</sup>**                    **Em7<sup>1</sup>**                    **G<sup>1</sup>**  
You're my every reason,                    you're all that I believe in  
**Cadd9<sup>1</sup>**                    **G<sup>1</sup>**                    **Cadd9<sup>1</sup>**                    **D/F#<sup>1</sup>**  
With all my heart I                    mean every word

The blue superscript next to each chord represents the number of measures (or strum patterns) that chord will last.

**Bridge:**

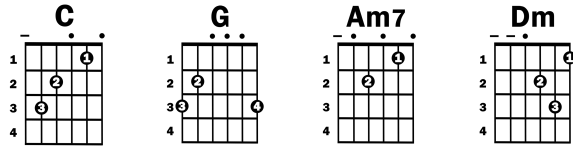
And if a daughter's what our future holds  
**G<sup>2</sup>** **Em<sup>2</sup>**  
I hope she has your eyes, **D/F#<sup>2</sup>** finds love like you and I did **Em7<sup>2</sup>**  
**Em7<sup>2</sup>**  
Yeah, when she falls in love we'll let her go  
**G<sup>2</sup>** **D/F#<sup>2</sup>** **G<sup>1</sup> D/F#<sup>1</sup> Em7<sup>1</sup> Cadd9<sup>1</sup>**  
I'll walk her down the aisle, she'll look so beautiful in white

# Dust In The Wind Kansas

## Folk Pattern

1	&	2	&	3	&	4	&
↓		↓		↓	↑	↓	↑

## Chords



## Verse 1:

**C<sup>1</sup>** **G<sup>1</sup>** **Am7<sup>2</sup>** **G<sup>1</sup>**      **Dm<sup>1</sup>**      **Am7<sup>2</sup>**  
 I close my eyes, only for a moment and the moment's gone  
**C<sup>1</sup>** **G<sup>1</sup>** **Am7<sup>2</sup>** **G<sup>1</sup>**      **Dm<sup>1</sup>**      **Am7<sup>2</sup>**  
 All my dreams, pass before my eyes a curiosity

## Chorus:

**G<sup>1</sup>** **Dm<sup>1</sup>**      **Am7<sup>2</sup>**  
 Dust    in the wind  
**G<sup>1</sup>**      **Dm<sup>1</sup>**      **Am7<sup>2</sup>**  
 All we are is dust in the wind

## Verse 2:

**C<sup>1</sup>** **G<sup>1</sup>** **Am7<sup>2</sup>** **G<sup>1</sup>**      **Dm<sup>1</sup>**      **Am7<sup>2</sup>**  
 Same old song, just a drop of water in the endless sea  
**C<sup>1</sup>** **G<sup>1</sup>** **Am7<sup>2</sup>** **G<sup>1</sup>**      **Dm<sup>1</sup>**      **Am7<sup>2</sup>**  
 All we do,    crumbles to the ground though we refuse to see


## Verse 3:

**C<sup>1</sup>** **G<sup>1</sup>** **Am7<sup>2</sup>** **G<sup>1</sup>**      **Dm<sup>1</sup>**      **Am7<sup>2</sup>**  
 Now, don't hang on,    nothing last forever but the earth and sky  
**C<sup>1</sup>** **G<sup>1</sup>** **Am7<sup>2</sup>** **G<sup>1</sup>**      **Dm<sup>1</sup>**      **Am7<sup>2</sup>**  
 It slips away,    and all your money won't another minute buy

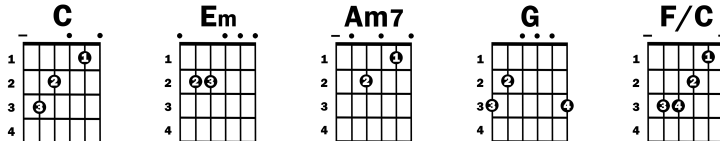
# Fix You

## Coldplay

### Inverse Drive Pattern



### Chords



### Intro:

**C<sup>1</sup> Em<sup>1</sup> Am7<sup>1</sup> G<sup>1</sup>**

### Verse 1:

**C<sup>1</sup> Em<sup>1</sup> Am7<sup>1</sup> G<sup>1</sup>**  
 When you try your best but you don't succeed  
**C<sup>1</sup> Em<sup>1</sup> Am7<sup>1</sup> G<sup>1</sup>**  
 When you get what you want, but not what you need  
**C<sup>1</sup> Em<sup>1</sup> Am7<sup>1</sup> G<sup>1</sup>**  
 When you feel so tired, but you can't sleep  
**C<sup>1</sup> Em<sup>1</sup> Am7<sup>1</sup> G<sup>1</sup>**  
 Stuck in reverse

### Verse 2:

**C<sup>1</sup> Em<sup>1</sup> Am7<sup>1</sup> G<sup>1</sup>**  
 And the tears come streaming down your face  
**C<sup>1</sup> Em<sup>1</sup> Am7<sup>1</sup> G<sup>1</sup>**  
 When you lose something you can't replace  
**C<sup>1</sup> Em<sup>1</sup> Am7<sup>1</sup> G<sup>1</sup>**  
 When you love someone but it goes to waste  
**C<sup>1</sup> Em<sup>1</sup> Am7<sup>1</sup> G<sup>1</sup>**  
 Could it be worse

### Chorus:

**F/C<sup>1</sup> C<sup>1</sup> G<sup>2</sup>**  
 Lights will guide you home  
**F/C<sup>1</sup> C<sup>1</sup> G<sup>2</sup>**  
 And ignite your bones  
**F/C<sup>1</sup> C<sup>1</sup> G<sup>2</sup>**  
 And I will try to fix you

*The blue superscript next to each chord represents the number of measures (or strum patterns) that chord will last.*

**Instrumental:**

C<sup>1</sup> Em<sup>1</sup> Am7<sup>1</sup> G<sup>1</sup>

**Verse 3:**

C<sup>1</sup> Em<sup>1</sup> Am7<sup>1</sup> G<sup>1</sup>  
High up above or down below  
C<sup>1</sup> Em<sup>1</sup> Am7<sup>1</sup> G<sup>1</sup>  
When you're too in love to let it go  
C<sup>1</sup> Em<sup>1</sup> Am7<sup>1</sup> G<sup>1</sup>  
But if you never try you'll never know  
C<sup>1</sup> Em<sup>1</sup> Am7<sup>1</sup> G<sup>1</sup>  
Just what you're worth

**Repeat Chorus:**

**Instrumental:**

C<sup>1</sup> Em<sup>1</sup> Am7<sup>1</sup> G<sup>1</sup>

**Bridge:**

C<sup>2</sup> F/C<sup>2</sup>  
Tears stream, down your face  
C<sup>2</sup> G<sup>2</sup>  
When you lose something you cannot replace  
Am7<sup>2</sup> F/C<sup>2</sup> C<sup>2</sup> G<sup>2</sup>  
Tears stream, down your face and I  
C<sup>2</sup> F/C<sup>2</sup>  
Tears stream, down your face  
C<sup>2</sup> Em<sup>2</sup>  
I promise you I will learn from my mistakes  
Am7<sup>2</sup> F/C<sup>2</sup> C<sup>2</sup> G<sup>2</sup>  
Tears stream, down your face and I

**Repeat Chorus:**

# Have You Ever Seen The Rain

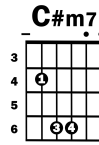
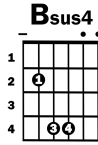
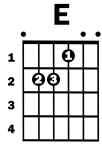
Creedence Clearwater Revival

---

## Driving Pattern

1	&	2	&	3	&	4	&
↓		↓		↓		↓	↑

## Chords



## Verse 1:

**E<sup>8</sup>** **Bsus4<sup>4</sup>**  
 Someone told me long ago, there's a calm before the storm, I know  
**E<sup>4</sup>**  
 And it's been coming for some time  
**E<sup>8</sup>** **Bsus4<sup>4</sup>**  
 When it's over, so they say, it'll rain a sunny day, I know  
**E<sup>4</sup>**  
 Shining down like water

## Chorus:

**Asus2<sup>2</sup>** **Bsus4<sup>2</sup>** **E<sup>2</sup>** **C#m7<sup>2</sup>**  
 I wanna know, have you ever seen the rain  
**Asus2<sup>2</sup>** **Bsus4<sup>2</sup>** **E<sup>2</sup>** **C#m7<sup>2</sup>**  
 I wanna know, have you ever seen the rain  
**Asus2<sup>2</sup>** **Bsus4<sup>2</sup>** **E<sup>4</sup>**  
 Coming down on a sunny day

## Verse 2:

**E<sup>8</sup>** **Bsus4<sup>4</sup>**  
 Yesterday and days before, sun is cold and rain is hard, I know  
**E<sup>4</sup>**  
 Been that way for all my time  
**E<sup>8</sup>** **Bsus4<sup>4</sup>**  
 'Til forever on it goes, through the circle fast and slow, I know  
**E<sup>4</sup>**  
 And it can't stop, I wonder



**Bridge:**

I don't want to miss one smile  
I don't want to miss one kiss  
I just want to be with you right here with you just like this  
I just want to hold you close  
Feel your heart so close to mine  
And just stay here in this moment for the rest of time

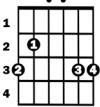
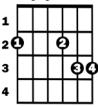
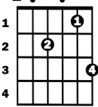
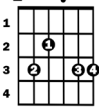


**Verse 2:**

So tired of the straight line, and everywhere you turn  
                  Dm<sup>2</sup>                                  F/C<sup>2</sup>  
          C<sup>1</sup>                  F/C<sup>1</sup>                  G<sup>2</sup>  
There's vultures and thieves at your back  
                                  Dm<sup>2</sup>                                  F/C<sup>2</sup>  
The storm keeps on twisting you keep on building the lies  
          C<sup>1</sup>                  F/C<sup>1</sup>                  G<sup>2</sup>  
That you make up for all that you lack  
                                  Dm<sup>2</sup>                  F/C<sup>2</sup>  
Don't make no difference, escaping one last time  
          C<sup>1</sup>  F/C<sup>1</sup>  G<sup>2</sup>                                  Dm<sup>2</sup>                                  F/C<sup>2</sup>  
It's easier to believe, in this sweet madness, oh, this glorious sadness  
          C<sup>1</sup>                  F/C<sup>1</sup>                  G<sup>2</sup>  
That brings me to my knees

**Repeat Chorus:**

## Knockin' On Heavens Door Guns And Roses

<p><i>Driving Pattern</i></p> <table border="1" style="width: 100%; border-collapse: collapse; text-align: center;"> <tr> <td style="width: 12.5%;">1</td> <td style="width: 12.5%;">&amp;</td> <td style="width: 12.5%;">2</td> <td style="width: 12.5%;">&amp;</td> <td style="width: 12.5%;">3</td> <td style="width: 12.5%;">&amp;</td> <td style="width: 12.5%;">4</td> <td style="width: 12.5%;">&amp;</td> </tr> <tr> <td>↓</td> <td></td> <td>↓</td> <td></td> <td>↓</td> <td></td> <td>↓</td> <td>↑</td> </tr> </table>	1	&	2	&	3	&	4	&	↓		↓		↓		↓	↑	<p><i>Chords</i></p> <div style="display: flex; justify-content: space-around;"> <div style="text-align: center;"> <p><b>G</b></p>  </div> <div style="text-align: center;"> <p><b>D/F#<sup>(add1)</sup></b></p>  </div> <div style="text-align: center;"> <p><b>Am7</b></p>  </div> <div style="text-align: center;"> <p><b>Cadd9</b></p>  </div> </div>
1	&	2	&	3	&	4	&										
↓		↓		↓		↓	↑										

**Intro:**

**G<sup>1</sup>** **D/F#<sup>1</sup>** **Am7<sup>2</sup>**    **G<sup>1</sup>** **D/F#<sup>1</sup>** **Cadd9<sup>2</sup>**

**Verse 1:**

**G<sup>1</sup>**                            **D/F#<sup>1</sup>**                    **Am7<sup>2</sup>**

Mama take this badge off of me

**G<sup>1</sup>**    **D/F#<sup>1</sup>**    **Cadd9<sup>2</sup>**

I can't use it anymore

**G<sup>1</sup>**                    **D/F#<sup>1</sup>**                    **Am7<sup>2</sup>**

It's getting dark, too dark to see

**G<sup>1</sup>**                    **D/F#<sup>1</sup>**                    **Cadd9<sup>2</sup>**

I feel I'm knockin on heaven's door

**Chorus:**

**G<sup>1</sup>**                            **D/F#<sup>1</sup>**                            **Am7<sup>2</sup>**

Knock, knock, knockin' on heaven's door

**G<sup>1</sup>**                            **D/F#<sup>1</sup>**                            **Cadd9<sup>2</sup>**

Knock, knock, knockin' on heaven's door

**G<sup>1</sup>**                            **D/F#<sup>1</sup>**                            **Am7<sup>2</sup>**

Knock, knock, knockin' on heaven's door

**G<sup>1</sup>**                            **D/F#<sup>1</sup>**                            **Cadd9<sup>2</sup>**

Knock, knock, knockin' on heaven's door

**Verse 2:**

**G<sup>1</sup>**                            **D/F#<sup>1</sup>**                    **Am7<sup>2</sup>**

Mama put my guns in the ground

**G<sup>1</sup>**    **D/F#<sup>1</sup>**    **Cadd9<sup>2</sup>**

I can't shoot them anymore

**G<sup>1</sup>**                            **D/F#<sup>1</sup>**                    **Am7<sup>2</sup>**

That long black cloud is comin' down

**G<sup>1</sup>**                            **D/F#<sup>1</sup>**                    **Cadd9<sup>2</sup>**

I feel I'm knockin' on heaven's door

**Repeat Chorus:**

*The blue superscript next to each chord represents the number of measures (or strum patterns) that chord will last.*

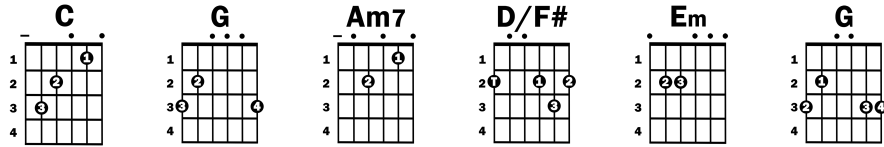
# Landslide

Stevie Nicks

## Folk Pattern

1	&	2	&	3	&	4	&
↓		↓		↓	↑	↓	↑

## Chords



## Verse 1:

**C<sup>1</sup>**                    **G<sup>1</sup>**                    **Am7<sup>1</sup>**    **G<sup>1</sup>**  
 I took my love, I took it down  
**C<sup>1</sup>**                    **G<sup>1</sup>**                    **Am7<sup>1</sup>**    **G<sup>1</sup>**  
 Climbed a mountain and I turned around  
**C<sup>1</sup>**                    **G<sup>1</sup>**                    **Am7<sup>1</sup>**                    **G<sup>1</sup>**  
 And I saw my reflection in the snow-covered hills  
**C<sup>1</sup>**                    **G<sup>1</sup>**                    **Am7<sup>1</sup>**    **G<sup>1</sup>**  
 Till the landslide brought me down

## Verse 2:

**C<sup>1</sup>**                    **G<sup>1</sup>**                    **Am7<sup>1</sup>**    **G<sup>1</sup>**  
 Oh, mirror in the sky, what is love  
**C<sup>1</sup>**                    **G<sup>1</sup>**                    **Am7<sup>1</sup>**    **G<sup>1</sup>**  
 Can the child within my heart rise above  
**C<sup>1</sup>**                    **G<sup>1</sup>**                    **Am7<sup>1</sup>**    **G<sup>1</sup>**  
 Can I sail through the changing ocean tides  
**C<sup>1</sup>**                    **G<sup>1</sup>**    **Am7<sup>1</sup>**    **G<sup>1</sup>**                    **C<sup>1</sup>**    **G<sup>1</sup>**    **Am7<sup>1</sup>**    **D/F#<sup>1</sup>**  
 Can I handle the seasons of my life

## Chorus:

**G<sup>1</sup>**                    **D/F#<sup>1</sup>**                    **Em<sup>2</sup>**  
 Well, I've been afraid of changing 'cause I've  
**C<sup>1</sup>**                    **G<sup>1</sup>**                    **Am7<sup>1</sup>**    **D/F#<sup>1</sup>**  
 Built my life around you  
**G<sup>1</sup>**                    **D/F#<sup>1</sup>**                    **Em<sup>2</sup>**  
 But time makes you bolder, even children get older  
**C<sup>1</sup>**                    **G<sup>1</sup>**    **Am7<sup>1</sup>**    **G<sup>1</sup>**                    **C<sup>1</sup>**    **G<sup>1</sup>**    **Am7<sup>1</sup>**    **D/F#<sup>1</sup>**  
 And I'm getting older too

*The blue superscript next to each chord represents the number of measures (or strum patterns) that chord will last.*



### Verse 2:

Well, I found a woman, stronger than anyone I know  
She shares my dreams, I hope that someday I'll share her home  
I found a love, to carry more than just my secrets  
To carry love, to carry children of our own

### Pre-Chorus 2:

We are still kids, but we're so in love, fighting against all odds  
I know we'll be alright this ti-ime  
Darling just hold my hand, be my girl, I'll be your man  
I see my future in your eyes

### Chorus 2:

Baby, I'm dancing in the dark, with you between my arms  
Barefoot on the grass, listening to our favourite song  
When I saw you in that dress, looking so beautiful  
I don't deserve this, darling you look perfect tonight

### Chorus 3:

Baby, I'm dancing in the dark, with you between my arms  
Barefoot on the grass, listening to our favourite song  
I have faith in what I see, now I know I have met an angel  
In person, and she looks perfect

### [Outro]

I don't deserve this, you look perfect tonight

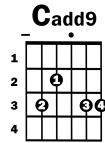
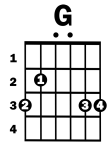
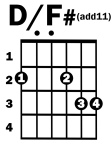
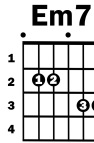
# Shallow

## Lady GaGa

### Folk Pattern

1	&	2	&	3	&	4	&
↓		↓		↓	↑	↓	↑

### Chords



### Intro:

Em7<sup>1/2</sup> D/F#<sup>1/2</sup> G<sup>1</sup>

### Verse 1:

Em7<sup>1/2</sup> D/F#<sup>1/2</sup> G<sup>1</sup>

Tell me something girl

Cadd9<sup>1</sup> G<sup>1/2</sup> D/F#<sup>1/2</sup>

Are you happy in this modern world

Em7<sup>1/2</sup> D/F#<sup>1/2</sup> G<sup>1</sup>

Or do you need more

Cadd9<sup>1</sup> G<sup>1/2</sup> D/F#<sup>1/2</sup>

Is there something else you're searching for

### Refrain:

Em7<sup>1/2</sup> D/F#<sup>1/2</sup> G<sup>1</sup>

I'm fall - in

Cadd9<sup>1</sup> G<sup>1/2</sup> D/F#<sup>1/2</sup>

In all the good times, I find myself longin'

Em7<sup>1/2</sup> D/F#<sup>1/2</sup> G<sup>1</sup>

For change

Cadd9<sup>1</sup> G<sup>1/2</sup> D/F#<sup>1/2</sup>

And in the bad times I fear myself

### Instrumental:

Em7<sup>1/2</sup> D/F#<sup>1/2</sup> G<sup>1</sup>

### Verse 2:

Em7<sup>1/2</sup> D/F#<sup>1/2</sup> G<sup>1</sup>

Tell me something boy

Cadd9<sup>1</sup> G<sup>1/2</sup> D/F#<sup>1/2</sup>

Aren't you tired tryin' to fill that void

Em7<sup>1/2</sup> D/F#<sup>1/2</sup> G<sup>1</sup>

Or do you need more

Cadd9<sup>1</sup> G<sup>1/2</sup> D/F#<sup>1/2</sup>

Ain't it hard keepin' it so hardcore

*The blue superscript next to each chord represents the number of measures (or strum patterns) that chord will last.*

### Repeat Refrain:

#### Chorus:

**Am7<sup>1</sup>** **D/F#<sup>1</sup>**  
I'm off the deep end, watch as I dive in  
**G<sup>1/2</sup>** **D/F#<sup>1/2</sup>** **Em7<sup>1</sup>**  
I'll never meet the ground  
**Am7<sup>1</sup>** **D/F#<sup>1</sup>**  
Crash through the surface, where they can't hurt us  
**G<sup>1/2</sup>** **D/F#<sup>1/2</sup>** **Em7<sup>1</sup>**  
We're far from the shallow now

#### Bridge:

**Am7<sup>1</sup>** **D/F#<sup>1</sup>**  
In the sha-ha-sha-ha-low  
**G<sup>1/2</sup>** **D/F#<sup>1/2</sup>** **Em7<sup>1</sup>**  
In the sha-sha-la-la-la-low  
**Am7<sup>1</sup>** **D/F#<sup>1</sup>**  
In the sha-ha-sha-ha-low  
**G<sup>1/2</sup>** **D/F#<sup>1/2</sup>** **Em7<sup>1</sup>**  
We're far from the shallow now

### Repeat Chorus:

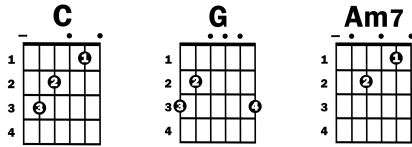
### Repeat Bridge:

**Simple Man**  
Lynyrd Skynyrd

Driving Pattern

1	&	2	&	3	&	4	&
↓		↓		↓		↓	↑

Chords: (Capo 3)



**Verse 1:**

**C<sup>1</sup>**
**G<sup>1</sup>**
**Am7<sup>2</sup>**

Well, Mama told me, when I was young

**C<sup>1</sup>**
**G<sup>1</sup>**
**Am7<sup>2</sup>**

Come sit beside me, my only son

**C<sup>1</sup>**
**G<sup>1</sup>**
**Am7<sup>2</sup>**

And listen closely, to what I say

**C<sup>1</sup>**
**G<sup>1</sup>**
**Am7<sup>2</sup>**

And if you do this, it'll help you, some sunny day, Oh yeah

**Verse 2:**

**C<sup>1</sup>**
**G<sup>1</sup>**
**Am7<sup>2</sup>**

Oh, take your time, don't live too fast

**C<sup>1</sup>**
**G<sup>1</sup>**
**Am7<sup>2</sup>**

Troubles will come, and they will pass

**C<sup>1</sup>**
**G<sup>1</sup>**
**Am7<sup>2</sup>**

Go find a woman, and you'll find love

**C<sup>1</sup>**
**G<sup>1</sup>**
**Am7<sup>2</sup>**

And don't forget son, there is someone up above

**Chorus:**

**C<sup>1</sup>**
**G<sup>1</sup>**
**Am7<sup>2</sup>**

And be a simple kind of man

**C<sup>1</sup>**
**G<sup>1</sup>**
**Am7<sup>2</sup>**

Oh, be something, you love and understand

**C<sup>1</sup>**
**G<sup>1</sup>**
**Am7<sup>2</sup>**

Baby, be a simple kind of man

**C<sup>1</sup>**
**G<sup>1</sup>**
**Am7<sup>2</sup>**

Oh, won't you do this for me son, if you can

*The blue superscript next to each chord represents the number of measures (or strum patterns) that chord will last.*

**Verse 3:**

Forget your <sup>C<sup>1</sup></sup> lust, <sup>G<sup>1</sup></sup> for rich man's gold <sup>Am7<sup>2</sup></sup>  
<sup>C<sup>1</sup></sup> All that you need, <sup>G<sup>1</sup></sup> is in your soul <sup>Am7<sup>2</sup></sup>  
And you can do this, oh baby, if you try <sup>Am7<sup>2</sup></sup>  
<sup>C<sup>1</sup></sup> All that I want for you my son, is to be satisfied <sup>G<sup>1</sup></sup> <sup>Am7<sup>2</sup></sup>

**Verse 4:**

Boy, don't you worry, <sup>C<sup>1</sup></sup> you'll find yourself <sup>G<sup>1</sup></sup> <sup>Am7<sup>2</sup></sup>  
<sup>C<sup>1</sup></sup> Follow your heart, <sup>G<sup>1</sup></sup> and nothing else <sup>Am7<sup>2</sup></sup>  
You can do this, oh baby, if you try <sup>Am7<sup>2</sup></sup>  
<sup>C<sup>1</sup></sup> All that I want for you my son, is to be satisfied <sup>G<sup>1</sup></sup> <sup>Am7<sup>2</sup></sup>

# Stuck In A Moment You Can't Get Out Of

U2

<p><i>Universal Pattern</i></p> <table border="1" style="width: 100%; text-align: center; border-collapse: collapse;"> <tr> <td>1</td><td>&amp;</td><td>2</td><td>&amp;</td><td>3</td><td>&amp;</td><td>4</td><td>&amp;</td><td>5</td><td>&amp;</td><td>6</td><td>&amp;</td><td>7</td><td>&amp;</td><td>8</td><td>&amp;</td> </tr> <tr> <td>↓</td><td></td><td>↑</td><td></td><td>↑</td><td></td><td>↓</td><td></td><td>↑</td><td></td><td>↑</td><td></td><td>↓</td><td></td><td>↓</td><td>↑</td> </tr> </table>	1	&	2	&	3	&	4	&	5	&	6	&	7	&	8	&	↓		↑		↑		↓		↑		↑		↓		↓	↑	<p><i>Chords</i></p> <div style="display: flex; flex-wrap: wrap; justify-content: space-around;"> <div style="text-align: center; margin: 5px;"> <p><b>E</b></p> </div> <div style="text-align: center; margin: 5px;"> <p><b>E/G#</b></p> </div> <div style="text-align: center; margin: 5px;"> <p><b>Asus2</b></p> </div> <div style="text-align: center; margin: 5px;"> <p><b>Bsus4</b></p> </div> <div style="text-align: center; margin: 5px;"> <p><b>C#m7</b></p> </div> <div style="text-align: center; margin: 5px;"> <p><b>F#m7<sup>(11)</sup></b></p> </div> <div style="text-align: center; margin: 5px;"> <p><b>D</b></p> </div> </div>
1	&	2	&	3	&	4	&	5	&	6	&	7	&	8	&																		
↓		↑		↑		↓		↑		↑		↓		↓	↑																		

**Intro:**

**E<sup>1/2</sup>** **E/G#<sup>1/2</sup>** **A2<sup>1/2</sup>** **E/G#<sup>1/2</sup>** **Bsus4<sup>1/2</sup>** **C#m7<sup>1/2</sup>** **A2<sup>1/2</sup>** **E<sup>1/2</sup>**

**Verse 1:**

**E<sup>1/2</sup>** **E/G#<sup>1/2</sup>** **A2<sup>1/2</sup>** **E/G#<sup>1/2</sup>**

I'm not afraid, of anything in this world

**Bsus4<sup>1/2</sup>** **C#m7<sup>1/2</sup>**

There's nothing you can throw at me

**A2<sup>1/2</sup>** **E<sup>1/2</sup>**

That I haven't already heard

**E<sup>1/2</sup>** **E/G#<sup>1/2</sup>** **A2<sup>1/2</sup>** **E/G#<sup>1/2</sup>**

I'm just trying to find a decent melody

**Bsus4<sup>1/2</sup>** **C#m7<sup>1/2</sup>** **A2<sup>1/2</sup>** **E<sup>1/2</sup>**

A song that I can sing, in my own company

**Pre-Chorus:**

**C#m7<sup>1</sup>** **A2<sup>1</sup>**

I never thought you were a fool

**F#m7<sup>1</sup>** **A2<sup>1</sup>**

But darling, look at you

**C#m7<sup>1</sup>** **A2<sup>1</sup>** **C#m7<sup>1</sup>**

You gotta stand up straight, carry your own weight

**Bsus4<sup>1</sup>**

These tears are going nowhere baby

*The blue superscript next to each chord represents the number of measures (or strum patterns) that chord will last.*

### Chorus 1:

**E<sup>1/2</sup>** **E/G#<sup>1/2</sup>** **A2<sup>1/2</sup>** **E/G#<sup>1/2</sup>**  
You got to get yourself together  
**Bsus4<sup>1/2</sup>** **C#m7<sup>1/2</sup>** **A2<sup>1/2</sup>** **E<sup>1/2</sup>**  
You've got stuck in a moment and you can't get out of it  
**E<sup>1/2</sup>** **E/G#<sup>1/2</sup>** **A2<sup>1/2</sup>** **E/G#<sup>1/2</sup>** **Bsus4<sup>1/2</sup>** **C#m7<sup>1/2</sup>**  
Don't say that later will be better, now you're stuck in a moment  
**A2<sup>1/2</sup>** **E<sup>1 1/2</sup>**  
And you can't get out of it

### Verse 2:

**E<sup>1/2</sup>** **E/G#<sup>1/2</sup>** **A2<sup>1/2</sup>** **E/G#<sup>1/2</sup>**  
I will not forsake, the colors that you bring  
**Bsus4<sup>1/2</sup>** **C#m7<sup>1/2</sup>** **A2<sup>1/2</sup>** **E<sup>1/2</sup>**  
But the night you filled with fireworks, they left you with nothing  
**E<sup>1/2</sup>** **E/G#<sup>1/2</sup>** **A2<sup>1/2</sup>** **E/G#<sup>1/2</sup>**  
I am still enchanted by the light you brought to me  
**Bsus4<sup>1/2</sup>** **C#m7<sup>1/2</sup>** **A2<sup>1/2</sup>** **E<sup>1/2</sup>**  
I still listen through your ears, and through your eyes I can see

### Pre-Chorus:

**C#m7<sup>1</sup>** **A2<sup>1</sup>**  
And you are such a fool  
**F#m7<sup>1</sup>** **A2<sup>1</sup>**  
To worry like you do  
**C#m7<sup>1</sup>** **A2<sup>1</sup>** **C#m7<sup>1</sup>**  
I know it's tough, and you can never get enough  
**Bsus4<sup>1</sup>**  
Of what you don't really need now

### Chorus 2:

**E<sup>1/2</sup>** **E/G#<sup>1/2</sup>** **A2<sup>1/2</sup>** **E/G#<sup>1/2</sup>**  
You got to get yourself together  
**Bsus4<sup>1/2</sup>** **C#m7<sup>1/2</sup>** **A2<sup>1/2</sup>** **E<sup>1/2</sup>**  
You've stuck in a moment, and you can't get out of it  
**E<sup>1/2</sup>** **E/G#<sup>1/2</sup>** **A2<sup>1/2</sup>** **E/G#<sup>1/2</sup>** **Bsus4<sup>1/2</sup>** **C#m7<sup>1/2</sup>**  
Oh love, look at you now, you've got yourself stuck in a moment  
**A2<sup>1/2</sup>** **E<sup>1 1/2</sup>**  
And you can't get out of it

### Pre-Chorus 2:

**F#m7<sup>1</sup>**

I was unconscious, half asleep

**A2<sup>1</sup>** **E<sup>2</sup>**

The water was warm until you discover how deep....

**F#m7<sup>1</sup>**

I wasn't jumping....for me it was a fall

**A2<sup>1</sup>** **D<sup>1</sup>** **Bsus4<sup>1</sup>**

It's a long way down to nothing at all

### Repeat Chorus 1:

#### Bridge:

**E<sup>1/2</sup>** **E/G#<sup>1/2</sup>** **A2<sup>1/2</sup>** **E/G#<sup>1/2</sup>**

And if the night runs over

**Bsus4<sup>1/2</sup>** **C#m7<sup>1/2</sup>** **A2<sup>1/2</sup>** **E<sup>1/2</sup>**

And if the day won't last

**E<sup>1/2</sup>** **E/G#<sup>1/2</sup>** **A2<sup>1/2</sup>** **E/G#<sup>1/2</sup>**

And if our way should falter

**Bsus4<sup>1/2</sup>** **C#m7<sup>1/2</sup>** **A2<sup>1/2</sup>** **E<sup>1/2</sup>**

Along the stony pass

**E<sup>1/2</sup>** **E/G#<sup>1/2</sup>** **A2<sup>1/2</sup>** **E/G#<sup>1/2</sup>**

And if the night runs over

**Bsus4<sup>1/2</sup>** **C#m7<sup>1/2</sup>** **A2<sup>1/2</sup>** **E<sup>1/2</sup>**

And if the day won't last

**E<sup>1/2</sup>** **E/G#<sup>1/2</sup>** **A2<sup>1/2</sup>** **E/G#<sup>1/2</sup>**

And if our way should falter

**Bsus4<sup>1/2</sup>** **C#m7<sup>1/2</sup>** **A2<sup>1/2</sup>**

Along the stony pass, it's just a moment

**E<sup>1</sup>**

This time will pass

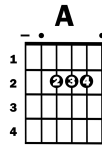
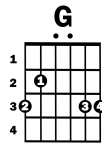
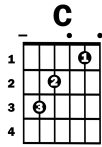
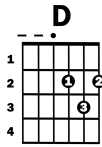
# Sweet Child Of Mine

Guns n Roses

## Skip Pattern

1	&	2	&	3	&	4	&
↓		↓	↑		↑	↓	↑

## Chords



## Verse 1:

**D<sup>2</sup>**

She's got a smile that it seems to me

**C<sup>2</sup>**

Reminds me of childhood memories

**G<sup>2</sup>**

**D<sup>2</sup>**

Where everything was as fresh as a bright blue sky

**D<sup>2</sup>**

Now and then when I see her face

**C<sup>2</sup>**

She takes me away to that special place

**G<sup>2</sup>**

**D<sup>2</sup>**

And if I stared too long, I'd probably break down and cry

## Chorus:

**A<sup>1</sup>**

**C<sup>1</sup>**

**D<sup>2</sup>**

Whoa Oh, Sweet child o' mine

**A<sup>1</sup>**

**C<sup>1</sup>**

**D<sup>2</sup>**

Whoa, Oh, Oh, Oh Sweet love o' mine

## Verse 2:

**D<sup>2</sup>**

She's got eyes of the bluest skies

**C<sup>2</sup>**

As if they thought of rain

**G<sup>2</sup>**

**D<sup>2</sup>**

I hate to look into those eyes and see an ounce of pain

**D<sup>2</sup>**

Her hair reminds me of a warm safe place

**C<sup>2</sup>**

Where as a child I'd hide

**G<sup>2</sup>**

**D<sup>2</sup>**

And pray for the thunder and rain, to quietly pass me by

## Repeat Chorus:

*The blue superscript next to each chord represents the number of measures (or strum patterns) that chord will last.*

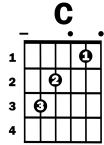
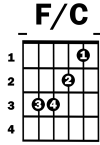
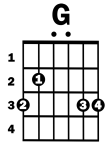
# Sweet Home Alabama

Lynyrd Skynyrd

## Driving Pattern

1	&	2	&	3	&	4	&
↓		↓		↓		↓	↑

## Chords



## Verse 1:

**G<sup>1</sup>**      **F/C<sup>1</sup>**                  **C<sup>2</sup>**  
Big wheels keep on turning  
**G<sup>1</sup>**                  **F/C<sup>1</sup>**                  **C<sup>2</sup>**  
Carry me home to see my kin  
**G<sup>1</sup>**                  **F/C<sup>1</sup>**                  **C<sup>2</sup>**  
Singing songs about the Southland  
**G<sup>1</sup>**                  **F/C<sup>1</sup>**                  **C<sup>2</sup>**  
I miss Alabama once again, and I think it's a sin

## Verse 2:

**G<sup>1</sup>**                                  **F/C<sup>1</sup>**                  **C<sup>2</sup>**  
Well I heard Mister Young sing about her  
**G<sup>1</sup>**                                  **F/C<sup>1</sup>**                  **C<sup>2</sup>**  
Well, I heard ol' Neil put her down  
**G<sup>1</sup>**                                  **F/C<sup>1</sup>**                  **C<sup>2</sup>**  
Well, I hope Neil Young will remember  
**G<sup>1</sup>**                                  **F/C<sup>1</sup>**                  **C<sup>2</sup>**  
A Southern man don't need him around anyhow

## Chorus:

**G<sup>1</sup>**                  **F/C<sup>1</sup>**                  **C<sup>2</sup>**  
Sweet home Alabama  
**G<sup>1</sup>**                  **F/C<sup>1</sup>**                  **C<sup>2</sup>**  
Where the skies are so blue  
**G<sup>1</sup>**                  **F/C<sup>1</sup>**                  **C<sup>2</sup>**  
Sweet Home Alabama  
**G<sup>1</sup>**                  **F/C<sup>1</sup>**                  **C<sup>2</sup>**  
Lord, I'm coming home to you

*The blue superscript next to each chord represents the number of measures (or strum patterns) that chord will last.*

**Verse 3:**

**G<sup>1</sup>**                    **F/C<sup>1</sup>**    **C<sup>2</sup>**  
In Birmingham they love the governor  
**G<sup>1</sup>**                    **F/C<sup>1</sup>**    **C<sup>2</sup>**  
Now we all did what we could do  
**G<sup>1</sup>**                    **F/C<sup>1</sup>**    **C<sup>2</sup>**  
Now Watergate does not bother me  
**G<sup>1</sup>**                    **F/C<sup>1</sup>**    **C<sup>2</sup>**  
Does your conscience bother you, tell the truth

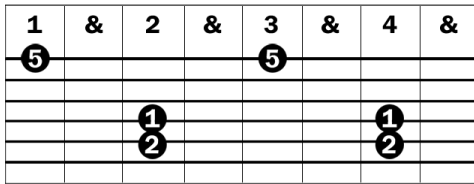
**Verse 4:**

**G<sup>1</sup>**                    **F/C<sup>1</sup>**    **C<sup>2</sup>**  
Now Muscle Shoals has got the Swampers  
**G<sup>1</sup>**                    **F/C<sup>1</sup>**    **C<sup>2</sup>**  
And they've been known to pick a song or two  
**G<sup>1</sup>**                    **F/C<sup>1</sup>**    **C<sup>2</sup>**  
Lord they get me off so much  
**G<sup>1</sup>**                    **F/C<sup>1</sup>**    **C<sup>2</sup>**  
They pick me up when I'm feeling blue, now how about you

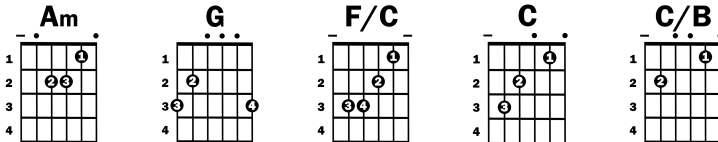
# The Sound Of Silence

Simon & Garfunkel

## Back & Forth Pattern



## Chords



## Verse 1:

**Am<sup>4</sup>** Hello darkness, my old friend **G<sup>4</sup>**  
**Am<sup>4</sup>**  
I've come to talk with you again  
**F/C<sup>1</sup>** **C<sup>3</sup>**  
Because a vision softly creeping  
**F/C<sup>1</sup>** **C<sup>3</sup>**  
Left its seeds while I was sleeping  
**F/C<sup>4</sup>** **C<sup>1½</sup>** **C/B<sup>½</sup>** **Am<sup>4</sup>**  
And the vision that was planted in my brain, still remains  
**G<sup>4</sup>** **Am<sup>4</sup>**  
Within the sound of silence

## Verse 2:

**G<sup>4</sup>**  
In restless dreams I walked alone  
**Am<sup>4</sup>**  
Narrow streets of cobblestone  
**F/C<sup>1</sup>** **C<sup>3</sup>**  
'neath the halo of a street lamp  
**F/C<sup>1</sup>** **C<sup>3</sup>**  
I turned my collar to the cold and damp  
**F/C<sup>4</sup>** **C<sup>1½</sup>** **C/B<sup>½</sup>** **Am<sup>4</sup>**  
When my eyes were stabbed by the flash of a neon light, that split the night  
**G<sup>4</sup>** **Am<sup>4</sup>**  
And touched the sound of silence

The blue superscript next to each chord represents the number of measures (or strum patterns) that chord will last.

**Verse 3:**

And in the naked light I saw **G<sup>4</sup>**  
Ten thousand people, maybe more **Am<sup>4</sup>**  
People talking without speaking **F/C<sup>1</sup>** **C<sup>3</sup>**  
People hearing without listening **F/C<sup>1</sup>** **C<sup>3</sup>**  
People writing songs that voices never share, and no one dare **F/C<sup>4</sup>** **C<sup>1½</sup>** **C/B<sup>½</sup>** **Am<sup>4</sup>**  
Disturb the sound of silence **G<sup>4</sup>** **Am<sup>4</sup>**

**Verse 4:**

Fools said I, you do not know **G<sup>4</sup>**  
Silence like a cancer grows **Am<sup>4</sup>**  
Hear my words that I might teach you **F/C<sup>1</sup>** **C<sup>3</sup>**  
Take my arms that I might reach you **F/C<sup>1</sup>** **C<sup>3</sup>**  
But my words like silent raindrops fell **F/C<sup>4</sup>** **C<sup>1½</sup>** **C/B<sup>½</sup>** **Am<sup>4</sup>**  
And echoed in the wells of silence **G<sup>4</sup>** **Am<sup>4</sup>**

**Verse 5:**

And the people bowed and prayed **G<sup>4</sup>**  
To the neon God they made **Am<sup>4</sup>**  
And the sign flashed out its warning **F/C<sup>1</sup>** **C<sup>3</sup>**  
In the words that it was forming **F/C<sup>1</sup>** **C<sup>3</sup>**  
And the sign said, the words of the prophets **F/C<sup>4</sup>**  
Are written on the subway walls, and tenement halls **C<sup>1½</sup>** **C/B<sup>½</sup>** **Am<sup>4</sup>**  
And whisper'd in the sounds of silence **G<sup>4</sup>** **Am<sup>4</sup>**

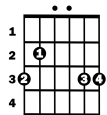
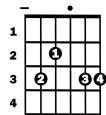
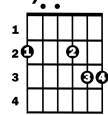
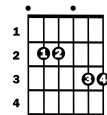
**Good Riddance (Time Of Your Life)**  
Greenday

---

**Folk Pattern**

1	&	2	&	3	&	4	&
↓		↓		↓	↑	↓	↑

**Chords**

<b>G</b>	<b>Cadd9</b>	<b>D/F#<sup>(odd11)</sup></b>	<b>Em7</b>
			

---

**Verse 1:**

**G<sup>1</sup>**                    **Cadd9<sup>1</sup>**                    **D/F#<sup>2</sup>**  
 Another turning point a fork stuck in the road  
**G<sup>1</sup>**                    **Cadd9<sup>1</sup>**                    **D/F#<sup>2</sup>**  
 Time grabs you by the wrist, directs you where to go  
**Em7<sup>1</sup>**                    **D/F#<sup>1</sup>**                    **Cadd9<sup>1</sup>**                    **G<sup>1</sup>**  
 So make the best of this test and don't ask why  
**Em7<sup>1</sup>**                    **D/F#<sup>1</sup>**                    **Cadd9<sup>1</sup>**                    **G<sup>1</sup>**  
 It's not a question but a lesson learned in time

**Chorus:**

**Em7<sup>1</sup>**                    **G<sup>1</sup>**                    **Em7<sup>1</sup>**                    **G<sup>1</sup>**  
 It's something unpredictable but in the end it's right  
**Em7<sup>1</sup>**                    **D/F#<sup>1</sup>**                    **G<sup>2</sup>**  
 I hope you had the time of your life

**Verse 2:**

**G<sup>1</sup>**                    **Cadd9<sup>1</sup>**                    **D/F#<sup>2</sup>**  
 So take the photographs and still frames in your mind  
**G<sup>1</sup>**                    **Cadd9<sup>1</sup>**                    **D/F#<sup>2</sup>**  
 Hang it on a shelf and in good health and good time  
**Em7<sup>1</sup>**                    **D/F#<sup>1</sup>**                    **Cadd9<sup>1</sup>**                    **G<sup>1</sup>**  
 Tattoos and memories and dead skin on trial  
**Em7<sup>1</sup>**                    **D/F#<sup>1</sup>**                    **Cadd9<sup>1</sup>**                    **G<sup>1</sup>**  
 For what it's worth it was worth all the while

# Visiting Hours

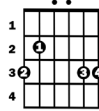
Ed Sheeran

## Driving Pattern

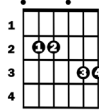
1	&	2	&	3	&	4	&
↓		↓		↓		↓	↑

## Chords

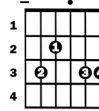
**G**



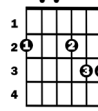
**Em7**



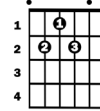
**Cadd9**



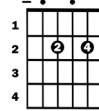
**D/F#**<sup>(add1)</sup>



**B7**



**A7**



## Verse 1:

**G<sup>2</sup>**

**Em7<sup>2</sup>**

I wish that heaven, had visiting hours

**Cadd9<sup>2</sup>** **Cadd9<sup>1/2</sup>** **G<sup>1/2</sup>** **D/F#<sup>1</sup>**

So I could just show up, and bring the news

**G<sup>2</sup>** **Em7<sup>2</sup>**

That she's getting older, and I wish that you'd met her

**Cadd9<sup>2</sup>** **Cadd9<sup>1/2</sup>** **G<sup>1/2</sup>** **D/F#<sup>1</sup>**

The things that she'll learn from me, I got them all from you

## Chorus 1:

**Cadd9<sup>2</sup>**

**G<sup>1</sup>**

**D/F#<sup>1</sup>**

Can I just stay a while and we'll put all the world to rights

**Cadd9<sup>2</sup>** **G<sup>1</sup>** **D/F#<sup>1</sup>**

The little ones will grow and I'll still drink your favourite wine

**Em7<sup>1</sup>** **B7<sup>1</sup>** **G<sup>1</sup>** **A7<sup>1</sup>**

And soon, they're going to close, but I'll see you another day

**G<sup>2</sup>** **D/F#<sup>2</sup>** **G<sup>1</sup>** **Cadd9<sup>1</sup>** **G<sup>2</sup>**

So much has changed since you've been away

## Verse 2:

**G<sup>2</sup>**

**Em7<sup>2</sup>**

I wish that heaven, had visiting hours

**Cadd9<sup>2</sup>** **Cadd9<sup>1/2</sup>** **G<sup>1/2</sup>** **D/F#<sup>1</sup>**

So I could just swing by, and ask your ad - vice

**G<sup>2</sup>**

What would you do in my situation

**Em7<sup>2</sup>**

I haven't a clue how I'd even raise them

**Cadd9<sup>2</sup>** **Cadd9<sup>1/2</sup>** **G<sup>1/2</sup>** **D/F#<sup>1</sup>**

What would you do, 'cause you always do what's right

## Chorus 2:

**Cadd9<sup>2</sup>**

**G<sup>1</sup>**

**D/F#<sup>1</sup>**

Can we just talk a while until my worries disappear

*The blue superscript next to each chord represents the number of measures (or strum patterns) that chord will last.*

**Cadd9<sup>2</sup>** **G<sup>1</sup>** **D/F#<sup>1</sup>**  
 I'd tell you that I'm scared of turning out a failure  
**Em7<sup>1</sup>** **B7<sup>1</sup>** **G<sup>1</sup>** **A7<sup>1</sup>**  
 You'd say remember that the answer's in the love that we create  
**G<sup>2</sup>** **D/F#<sup>2</sup>** **G<sup>1</sup>** **Cadd9<sup>1</sup>** **G<sup>2</sup>**  
 So much has changed since you've been away

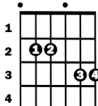
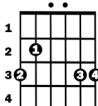
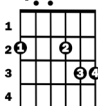
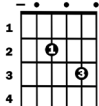
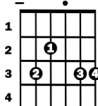
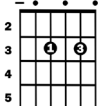
**Verse 3:**

**G<sup>2</sup>** **Em7<sup>2</sup>**  
 I wish that heaven, had visiting hours  
**Cadd9<sup>2</sup>** **Cadd9<sup>1/2</sup>** **G<sup>1/2</sup>** **D/F#<sup>1</sup>**  
 And I would ask them, if I could take you home  
**G<sup>2</sup>** **Em7<sup>2</sup>**  
 But I know what they'd say, that it's for the best  
**Cadd9<sup>2</sup>** **Cadd9<sup>1/2</sup>** **G<sup>1/2</sup>** **D/F#<sup>1</sup>**  
 So I would live life the way you taught me, and make it on my own

**Chorus 3:**

**Cadd9<sup>2</sup>** **G<sup>1</sup>** **D/F#<sup>1</sup>**  
 And I will close the door, but I will open up my heart  
**Cadd9<sup>2</sup>** **G<sup>1</sup>** **D/F#<sup>1</sup>**  
 And everyone I love will know exactly who you are  
**Em7<sup>1</sup>** **B7<sup>1</sup>** **G<sup>1</sup>** **A7<sup>1</sup>**  
 'Cause this is not goodbye, it is just 'til we meet again  
**G<sup>2</sup>** **D/F#<sup>2</sup>** **G<sup>1</sup>** **Cadd9<sup>1</sup>** **G<sup>2</sup>**  
 So much has changed since you've been away

**Wonderwall**  
Oasis

<p><i>Indie Pattern</i></p> <table border="1" style="width: 100%; text-align: center; border-collapse: collapse;"> <tr> <td>1</td><td>&amp;</td><td>2</td><td>&amp;</td><td>3</td><td>&amp;</td><td>4</td><td>&amp;</td><td>5</td><td>&amp;</td><td>6</td><td>&amp;</td><td>7</td><td>&amp;</td><td>8</td><td>&amp;</td> </tr> <tr> <td>↓</td><td></td><td>↓</td><td></td><td>↓</td><td></td><td>↓</td><td>↑</td><td>↓</td><td>↑</td><td>↓</td><td></td><td>↓</td><td></td><td>↓</td><td>↑</td> </tr> </table>	1	&	2	&	3	&	4	&	5	&	6	&	7	&	8	&	↓		↓		↓		↓	↑	↓	↑	↓		↓		↓	↑	<p><i>Chords</i></p> <div style="display: flex; flex-wrap: wrap; justify-content: space-around;"> <div style="text-align: center; margin: 5px;"> <p><b>Em7</b></p>  </div> <div style="text-align: center; margin: 5px;"> <p><b>G</b></p>  </div> <div style="text-align: center; margin: 5px;"> <p><b>D/F#<sup>(add11)</sup></b></p>  </div> <div style="text-align: center; margin: 5px;"> <p><b>A7sus4</b></p>  </div> <div style="text-align: center; margin: 5px;"> <p><b>Cadd9</b></p>  </div> <div style="text-align: center; margin: 5px;"> <p><b>A7</b></p>  </div> </div>
1	&	2	&	3	&	4	&	5	&	6	&	7	&	8	&																		
↓		↓		↓		↓	↑	↓	↑	↓		↓		↓	↑																		

**Verse 1:**

**Em7<sup>1/2</sup>**                    **G<sup>1/2</sup>**  
 Today is gonna be the day  
                                  **D/F#<sup>1/2</sup>**                    **A7sus4<sup>1/2</sup>**  
 That they're gonna throw it back to you  
**Em7<sup>1/2</sup>**                    **G<sup>1/2</sup>**  
 By now you should've somehow  
                                  **D/F#<sup>1/2</sup>**                    **A7sus4<sup>1/2</sup>**  
 Realized what you gotta do  
**Em7<sup>1/2</sup>**                    **G<sup>1/2</sup>**  
 I don't believe that anybody  
**D/F#<sup>1/2</sup>**                    **A7sus4<sup>1/2</sup>**                    **Cadd9<sup>1/2</sup>** **D/F#<sup>1/2</sup>** **A7sus4<sup>1</sup>**  
 Feels the way I do about you now

**Verse 2:**

**Em7<sup>1/2</sup>**                    **G<sup>1/2</sup>**  
 Backbeat the word is on the street  
                                  **D/F#<sup>1/2</sup>**                    **A7sus4<sup>1/2</sup>**  
 That the fire in your heart is out  
**Em7<sup>1/2</sup>**                    **G<sup>1/2</sup>**  
 I'm sure you've heard it all before  
                                  **D/F#<sup>1/2</sup>**                    **A7sus4<sup>1/2</sup>**  
 But you never really had a doubt  
**Em7<sup>1/2</sup>**                    **G<sup>1/2</sup>**  
 I don't believe that anybody  
**D/F#<sup>1/2</sup>**                    **A7sus4<sup>1/2</sup>**                    **Em7<sup>1/2</sup>** **G<sup>1/2</sup>** **D/F#<sup>1/2</sup>** **A7sus4<sup>1/2</sup>**  
 Feels the way I do about you now

*The blue superscript next to each chord represents the number of measures (or strum patterns) that chord will last.*

### Pre-Chorus:

**Cadd9<sup>1/2</sup>**                      **D/F#<sup>1/2</sup>**                      **Em7<sup>1</sup>**  
And all the roads we have to walk are winding  
**Cadd9<sup>1/2</sup>**                      **D/F#<sup>1/2</sup>**                      **Em7<sup>1</sup>**  
And all the lights that lead us there are blinding  
**Cadd9<sup>1/2</sup>**                      **D/F#<sup>1/2</sup>**                      **G<sup>3/4</sup>**    **D/F#<sup>1/4</sup>**    **Em7<sup>1/4</sup>**  
There are many things that I would like to say to you  
                    **D/F#<sup>3/4</sup>**    **A7sus4<sup>1</sup>**    **A7<sup>1</sup>**  
But I don't know how

### Chorus:

**Cadd9<sup>1/2</sup>**    **Em7<sup>1/2</sup>**    **G<sup>1/2</sup>**  
Because maybe  
                    **Em7<sup>1/2</sup>**                      **Cadd9<sup>1/2</sup>**                      **Em7<sup>1/2</sup>**    **G<sup>1/2</sup>**  
You're gonna be the one that saves me  
                    **Em7<sup>1/2</sup>**    **Cadd9<sup>1/2</sup>**    **Em7<sup>1/2</sup>**    **G<sup>1/2</sup>**  
And after    all  
                    **Em7<sup>1/2</sup>**    **Cadd9<sup>1/2</sup>**    **Em7<sup>1/2</sup>**    **G<sup>1/2</sup>**    **Em7<sup>1/2</sup>**  
You're my wonderwall

### Verse 3:

**Em7<sup>1/2</sup>**                      **G<sup>1/2</sup>**  
Today was gonna be the day  
                    **D/F#<sup>1/2</sup>**                      **A7sus4<sup>1/2</sup>**  
But they'll never throw it back to you  
**Em7<sup>1/2</sup>**                      **G<sup>1/2</sup>**  
By now you should've somehow  
                    **D/F#<sup>1/2</sup>**                      **A7sus4<sup>1/2</sup>**  
Realized what you're not to do  
**Em7<sup>1/2</sup>**                      **G<sup>1/2</sup>**  
I don't believe that anybody  
**D/F#<sup>1/2</sup>**                      **A7sus4<sup>1/2</sup>**                      **Em7<sup>1/2</sup>**    **G<sup>1/2</sup>**    **D/F#<sup>1/2</sup>**    **A7sus4<sup>1/2</sup>**  
Feels the way I do about you now

### Repeat Pre-Chorus:

### Repeat Chorus X2: